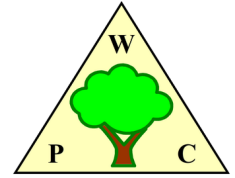



Author


Institution Woodplumpton Parish Council
 Department Woodplumpton Parish Council
 Street Old Vicarage Farm, Bartle Lane
 Postal Code PR4 0RU
 City Preston
 Country United Kingdom
 Contact David Mills
 Phone +447895187326
 E-Mail clerk@woodplumptonparish.org



Built with **DataCollect Webreporter** version 1.0 at 18/06/2026 22:29:37

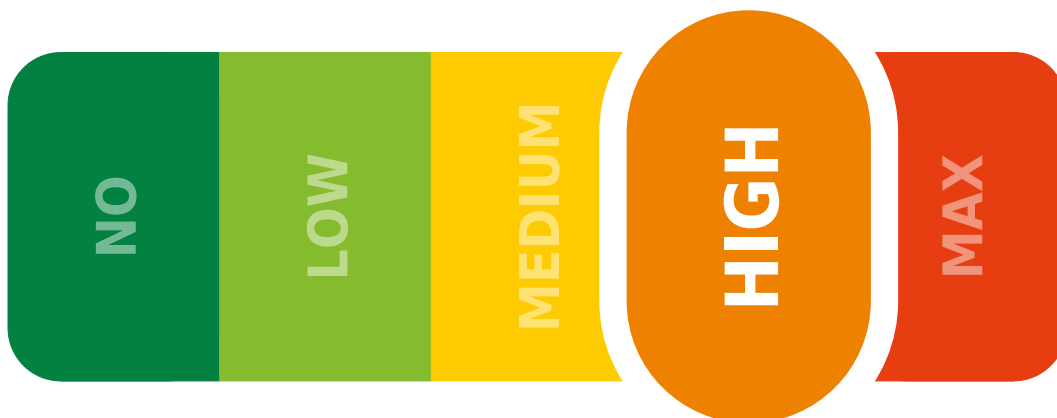
Site






Name RP
 Dir. Oncoming (name)
 Dir. Outgoing (name)
 Posted Speed Limit 
 Enforcement tolerance 6 mph
 Enforcement limit > 36 mph
 Device type **DSD**
 Start Date 03/06/2026 13:00
 End Date 09/06/2026 10:59
 Days Mo, Tu, We, Th, Fr, Sa, Su
 Time Interval 60 minutes
 Time Frame / Day 00:00 - 23:59



0 0m 0s N, 0 0m 0s E

Enforcement rating



- MAX**  Rate of speedings above the enforcement limit is greater than 20%.
- HIGH**  Rate of speedings above the enforcement limit is greater than 15%.
- MEDIUM**  Rate of speedings above the enforcement limit is greater than 10%.
- LOW**  Rate of speedings above the enforcement limit is greater than 5%.
- NO**  Rate of speedings above the enforcement limit is less than or equal to 5%.

Speed Figures [V in mph]

Vmin	Vavg	Vmax	V15	V50	V85	Vexc (PSL)
11	32	62	27	32	37	63.3%

Speeding

Σ Total	Σ PSL \leq V-Enforcement		Σ > V-Enforcement	
4398	1927	43.8%	855	19.4%

Speed Classes

10	20	30	40	50	60	70	80	90	100	110	>110
0	112	1504	2505	267	9	1	0	0	0	0	0
0%	3%	34%	57%	6%	0%	0%	0%	0%	0%	0%	0%

Additional Speed Figures [V in mph]

V5	V10	V15	V45	V50	V55	V60	V85	V90	V95
39	42	43	50	51	51	53	60	63	66

Descriptions

PSL: Posted speed limit in mph

V-Enforcement: Enforcement limit (posted speed limit + enforcement tolerance) in mph

Time	Σ	10	20	30	40	50	60	70	80	90	100	110	>110	Σ > V-Enforcement	
03/06/2026 13:00	35	0	0	13	19	3	0	0	0	0	0	0	0	12	34.3%
03/06/2026 14:00	41	0	0	13	27	1	0	0	0	0	0	0	0	7	17.1%
03/06/2026 15:00	76	0	2	31	39	4	0	0	0	0	0	0	0	12	15.8%
03/06/2026 16:00	70	0	0	30	38	2	0	0	0	0	0	0	0	10	14.3%
03/06/2026 17:00	71	0	1	32	35	3	0	0	0	0	0	0	0	12	16.9%
03/06/2026 18:00	47	0	0	16	25	6	0	0	0	0	0	0	0	17	36.2%
03/06/2026 19:00	34	0	2	9	22	1	0	0	0	0	0	0	0	7	20.6%
03/06/2026 20:00	25	0	0	10	9	5	1	0	0	0	0	0	0	8	32.0%
03/06/2026 21:00	19	0	1	6	11	1	0	0	0	0	0	0	0	3	15.8%
03/06/2026 22:00	8	0	0	4	4	0	0	0	0	0	0	0	0	0	0.0%
03/06/2026 23:00	3	0	0	2	1	0	0	0	0	0	0	0	0	0	0.0%

[Wed, 3 June]	Σ	10	20	30	40	50	60	70	80	90	100	110	>110	Σ > V-Enforcement	
00:00-06:00	0	0	0	0	0	0	0	0	0	0	0	0	0	0	-
06:00-09:00	0	0	0	0	0	0	0	0	0	0	0	0	0	0	-
15:00-19:00	264	0	3	109	137	15	0	0	0	0	0	0	0	51	19.3%
06:00-22:00	418	0	6	160	225	26	1	0	0	0	0	0	0	88	21.1%
00:00-24:00	429	0	6	166	230	26	1	0	0	0	0	0	0	88	20.5%

Row with the most Venforcement violations per day.

V-Enforcement Enforcement limit (posted speed limit + enforcement tolerance) in mph

Time	Σ	10	20	30	40	50	60	70	80	90	100	110	>110	Σ > V-Enforcement	
04/06/2026 00:00	2	0	1	0	0	1	0	0	0	0	0	0	0	1	50.0%
04/06/2026 01:00	0	0	0	0	0	0	0	0	0	0	0	0	0	0	-
04/06/2026 02:00	1	0	0	1	0	0	0	0	0	0	0	0	0	0	0.0%
04/06/2026 03:00	0	0	0	0	0	0	0	0	0	0	0	0	0	0	-
04/06/2026 04:00	2	0	0	0	2	0	0	0	0	0	0	0	0	2	100.0%
04/06/2026 05:00	10	0	0	2	5	3	0	0	0	0	0	0	0	3	30.0%
04/06/2026 06:00	33	0	1	3	22	6	1	0	0	0	0	0	0	17	51.5%
04/06/2026 07:00	65	0	0	12	46	7	0	0	0	0	0	0	0	24	36.9%
04/06/2026 08:00	83	0	0	14	63	6	0	0	0	0	0	0	0	23	27.7%
04/06/2026 09:00	66	0	1	24	35	6	0	0	0	0	0	0	0	12	18.2%
04/06/2026 10:00	49	0	1	17	29	2	0	0	0	0	0	0	0	6	12.2%
04/06/2026 11:00	37	0	0	8	27	2	0	0	0	0	0	0	0	8	21.6%
04/06/2026 12:00	50	0	2	20	25	3	0	0	0	0	0	0	0	4	8.0%
04/06/2026 13:00	58	0	3	26	27	2	0	0	0	0	0	0	0	3	5.2%
04/06/2026 14:00	55	0	3	20	32	0	0	0	0	0	0	0	0	7	12.7%
04/06/2026 15:00	67	0	2	24	39	2	0	0	0	0	0	0	0	13	19.4%
04/06/2026 16:00	58	0	0	22	32	4	0	0	0	0	0	0	0	9	15.5%
04/06/2026 17:00	66	0	0	23	36	7	0	0	0	0	0	0	0	19	28.8%
04/06/2026 18:00	46	0	2	17	23	4	0	0	0	0	0	0	0	14	30.4%
04/06/2026 19:00	28	0	1	8	15	4	0	0	0	0	0	0	0	11	39.3%
04/06/2026 20:00	26	0	1	9	14	2	0	0	0	0	0	0	0	5	19.2%
04/06/2026 21:00	16	0	0	8	6	2	0	0	0	0	0	0	0	4	25.0%
04/06/2026 22:00	9	0	0	5	4	0	0	0	0	0	0	0	0	1	11.1%
04/06/2026 23:00	0	0	0	0	0	0	0	0	0	0	0	0	0	0	-

[Thu, 4 June]	Σ	10	20	30	40	50	60	70	80	90	100	110	>110	Σ > V-Enforcement	
00:00-06:00	15	0	1	3	7	4	0	0	0	0	0	0	0	6	40.0%
06:00-09:00	181	0	1	29	131	19	1	0	0	0	0	0	0	64	35.4%
15:00-19:00	237	0	4	86	130	17	0	0	0	0	0	0	0	55	23.2%
06:00-22:00	803	0	17	255	471	59	1	0	0	0	0	0	0	179	22.3%
00:00-24:00	827	0	18	263	482	63	1	0	0	0	0	0	0	186	22.5%



Row with the most Venforcement violations per day.

V-Enforcement Enforcement limit (posted speed limit + enforcement tolerance) in mph

Time	Σ	10	20	30	40	50	60	70	80	90	100	110	>110	Σ > V-Enforcement		
05/06/2026 00:00	2	0	0	0	2	0	0	0	0	0	0	0	0	0	0	0.0%
05/06/2026 01:00	2	0	0	1	1	0	0	0	0	0	0	0	0	0	0	0.0%
05/06/2026 02:00	1	0	0	1	0	0	0	0	0	0	0	0	0	0	0	0.0%
05/06/2026 03:00	0	0	0	0	0	0	0	0	0	0	0	0	0	0	0	-
05/06/2026 04:00	2	0	1	1	0	0	0	0	0	0	0	0	0	0	0	0.0%
05/06/2026 05:00	13	0	0	4	7	2	0	0	0	0	0	0	0	5	5	38.5%
05/06/2026 06:00	20	0	0	0	16	4	0	0	0	0	0	0	0	7	7	35.0%
05/06/2026 07:00	63	0	0	10	46	7	0	0	0	0	0	0	0	23	23	36.5%
05/06/2026 08:00	74	0	1	23	46	4	0	0	0	0	0	0	0	15	15	20.3%
05/06/2026 09:00	71	0	5	18	43	4	1	0	0	0	0	0	0	11	11	15.5%
05/06/2026 10:00	52	0	2	23	25	2	0	0	0	0	0	0	0	4	4	7.7%
05/06/2026 11:00	41	0	1	21	19	0	0	0	0	0	0	0	0	2	2	4.9%
05/06/2026 12:00	65	0	3	29	30	3	0	0	0	0	0	0	0	11	11	16.9%
05/06/2026 13:00	49	0	2	16	31	0	0	0	0	0	0	0	0	7	7	14.3%
05/06/2026 14:00	54	0	3	21	24	6	0	0	0	0	0	0	0	10	10	18.5%
05/06/2026 15:00	73	0	1	28	41	3	0	0	0	0	0	0	0	12	12	16.4%
05/06/2026 16:00	77	0	1	32	40	4	0	0	0	0	0	0	0	15	15	19.5%
05/06/2026 17:00	62	0	0	11	45	6	0	0	0	0	0	0	0	20	20	32.3%
05/06/2026 18:00	39	0	0	20	18	1	0	0	0	0	0	0	0	5	5	12.8%
05/06/2026 19:00	37	0	0	15	18	4	0	0	0	0	0	0	0	7	7	18.9%
05/06/2026 20:00	31	0	0	10	20	1	0	0	0	0	0	0	0	4	4	12.9%
05/06/2026 21:00	24	0	0	9	11	4	0	0	0	0	0	0	0	7	7	29.2%
05/06/2026 22:00	11	0	2	6	3	0	0	0	0	0	0	0	0	1	1	9.1%
05/06/2026 23:00	5	0	0	0	4	1	0	0	0	0	0	0	0	2	2	40.0%

[Fri, 5 June]	Σ	10	20	30	40	50	60	70	80	90	100	110	>110	Σ > V-Enforcement		
00:00-06:00	20	0	1	7	10	2	0	0	0	0	0	0	0	5	5	25.0%
06:00-09:00	157	0	1	33	108	15	0	0	0	0	0	0	0	45	45	28.7%
15:00-19:00	251	0	2	91	144	14	0	0	0	0	0	0	0	52	52	20.7%
06:00-22:00	832	0	19	286	473	53	1	0	0	0	0	0	0	160	160	19.2%
00:00-24:00	868	0	22	299	490	56	1	0	0	0	0	0	0	168	168	19.4%



Row with the most Venforcement violations per day.

V-Enforcement Enforcement limit (posted speed limit + enforcement tolerance) in mph

Time	Σ	10	20	30	40	50	60	70	80	90	100	110	>110	Σ > V-Enforcement	
06/06/2026 00:00	3	0	1	0	1	1	0	0	0	0	0	0	0	1	33.3%
06/06/2026 01:00	1	0	0	1	0	0	0	0	0	0	0	0	0	0	0.0%
06/06/2026 02:00	4	0	0	2	0	2	0	0	0	0	0	0	0	2	50.0%
06/06/2026 03:00	1	0	0	1	0	0	0	0	0	0	0	0	0	0	0.0%
06/06/2026 04:00	2	0	0	0	1	1	0	0	0	0	0	0	0	1	50.0%
06/06/2026 05:00	6	0	0	0	4	2	0	0	0	0	0	0	0	3	50.0%
06/06/2026 06:00	11	0	0	1	9	1	0	0	0	0	0	0	0	4	36.4%
06/06/2026 07:00	19	0	2	5	9	3	0	0	0	0	0	0	0	6	31.6%
06/06/2026 08:00	34	0	2	13	16	2	0	1	0	0	0	0	0	7	20.6%
06/06/2026 09:00	53	0	1	22	30	0	0	0	0	0	0	0	0	8	15.1%
06/06/2026 10:00	43	0	1	22	17	3	0	0	0	0	0	0	0	8	18.6%
06/06/2026 11:00	48	0	2	26	15	4	1	0	0	0	0	0	0	8	16.7%
06/06/2026 12:00	50	0	3	20	26	1	0	0	0	0	0	0	0	5	10.0%
06/06/2026 13:00	50	0	4	20	24	2	0	0	0	0	0	0	0	4	8.0%
06/06/2026 14:00	55	0	3	16	34	2	0	0	0	0	0	0	0	5	9.1%
06/06/2026 15:00	52	0	2	14	34	2	0	0	0	0	0	0	0	6	11.5%
06/06/2026 16:00	37	0	0	9	28	0	0	0	0	0	0	0	0	9	24.3%
06/06/2026 17:00	36	0	2	10	22	2	0	0	0	0	0	0	0	8	22.2%
06/06/2026 18:00	21	0	0	4	15	1	1	0	0	0	0	0	0	7	33.3%
06/06/2026 19:00	17	0	0	5	11	1	0	0	0	0	0	0	0	5	29.4%
06/06/2026 20:00	27	0	0	12	15	0	0	0	0	0	0	0	0	3	11.1%
06/06/2026 21:00	15	0	0	5	9	1	0	0	0	0	0	0	0	3	20.0%
06/06/2026 22:00	11	0	0	6	4	1	0	0	0	0	0	0	0	3	27.3%
06/06/2026 23:00	8	0	0	2	4	2	0	0	0	0	0	0	0	3	37.5%

[Sat, 6 June]	Σ	10	20	30	40	50	60	70	80	90	100	110	>110	Σ > V-Enforcement	
00:00-06:00	17	0	1	4	6	6	0	0	0	0	0	0	0	7	41.2%
06:00-09:00	64	0	4	19	34	6	0	1	0	0	0	0	0	17	26.6%
15:00-19:00	146	0	4	37	99	5	1	0	0	0	0	0	0	30	20.5%
06:00-22:00	568	0	22	204	314	25	2	1	0	0	0	0	0	96	16.9%
00:00-24:00	604	0	23	216	328	34	2	1	0	0	0	0	0	109	18.0%



Row with the most Venforcement violations per day.

V-Enforcement Enforcement limit (posted speed limit + enforcement tolerance) in mph

Time	Σ	10	20	30	40	50	60	70	80	90	100	110	>110	Σ > V-Enforcement	
07/06/2026 00:00	5	0	0	4	1	0	0	0	0	0	0	0	0	0	0.0%
07/06/2026 01:00	2	0	0	0	2	0	0	0	0	0	0	0	0	1	50.0%
07/06/2026 02:00	0	0	0	0	0	0	0	0	0	0	0	0	0	0	-
07/06/2026 03:00	0	0	0	0	0	0	0	0	0	0	0	0	0	0	-
07/06/2026 04:00	1	0	0	0	1	0	0	0	0	0	0	0	0	0	0.0%
07/06/2026 05:00	3	0	0	1	2	0	0	0	0	0	0	0	0	0	0.0%
07/06/2026 06:00	5	0	0	1	3	1	0	0	0	0	0	0	0	2	40.0%
07/06/2026 07:00	9	0	0	1	7	1	0	0	0	0	0	0	0	3	33.3%
07/06/2026 08:00	28	0	2	11	14	1	0	0	0	0	0	0	0	5	17.9%
07/06/2026 09:00	44	0	0	17	25	2	0	0	0	0	0	0	0	6	13.6%
07/06/2026 10:00	56	0	7	24	25	0	0	0	0	0	0	0	0	6	10.7%
07/06/2026 11:00	64	0	0	27	37	0	0	0	0	0	0	0	0	5	7.8%
07/06/2026 12:00	57	0	2	22	32	1	0	0	0	0	0	0	0	9	15.8%
07/06/2026 13:00	48	0	1	22	21	3	1	0	0	0	0	0	0	7	14.6%
07/06/2026 14:00	41	0	1	14	25	1	0	0	0	0	0	0	0	11	26.8%
07/06/2026 15:00	46	0	0	24	21	1	0	0	0	0	0	0	0	8	17.4%
07/06/2026 16:00	41	0	1	15	23	2	0	0	0	0	0	0	0	4	9.8%
07/06/2026 17:00	43	0	0	16	24	3	0	0	0	0	0	0	0	11	25.6%
07/06/2026 18:00	29	0	0	13	15	1	0	0	0	0	0	0	0	5	17.2%
07/06/2026 19:00	20	0	0	3	16	1	0	0	0	0	0	0	0	3	15.0%
07/06/2026 20:00	15	0	0	6	8	0	1	0	0	0	0	0	0	3	20.0%
07/06/2026 21:00	7	0	0	1	6	0	0	0	0	0	0	0	0	1	14.3%
07/06/2026 22:00	5	0	0	4	1	0	0	0	0	0	0	0	0	0	0.0%
07/06/2026 23:00	0	0	0	0	0	0	0	0	0	0	0	0	0	0	-

[Sun, 7 June]	Σ	10	20	30	40	50	60	70	80	90	100	110	>110	Σ > V-Enforcement	
00:00-06:00	11	0	0	5	6	0	0	0	0	0	0	0	0	1	9.1%
06:00-09:00	42	0	2	13	24	3	0	0	0	0	0	0	0	10	23.8%
15:00-19:00	159	0	1	68	83	7	0	0	0	0	0	0	0	28	17.6%
06:00-22:00	553	0	14	217	302	18	2	0	0	0	0	0	0	89	16.1%
00:00-24:00	569	0	14	226	309	18	2	0	0	0	0	0	0	90	15.8%



Row with the most Venforcement violations per day.

V-Enforcement Enforcement limit (posted speed limit + enforcement tolerance) in mph

Time	Σ	10	20	30	40	50	60	70	80	90	100	110	>110	Σ > V-Enforcement		
08/06/2026 00:00	3	0	1	1	1	0	0	0	0	0	0	0	0	0	0	0.0%
08/06/2026 01:00	0	0	0	0	0	0	0	0	0	0	0	0	0	0	0	-
08/06/2026 02:00	0	0	0	0	0	0	0	0	0	0	0	0	0	0	0	-
08/06/2026 03:00	1	0	0	0	1	0	0	0	0	0	0	0	0	0	0	0.0%
08/06/2026 04:00	1	0	0	0	1	0	0	0	0	0	0	0	0	1	1	100.0%
08/06/2026 05:00	0	0	0	0	0	0	0	0	0	0	0	0	0	0	0	-
08/06/2026 06:00	27	0	1	6	16	4	0	0	0	0	0	0	0	9	9	33.3%
08/06/2026 07:00	67	0	3	12	44	8	0	0	0	0	0	0	0	17	17	25.4%
08/06/2026 08:00	83	0	1	24	53	4	1	0	0	0	0	0	0	20	20	24.1%
08/06/2026 09:00	57	0	0	21	35	1	0	0	0	0	0	0	0	5	5	8.8%
08/06/2026 10:00	39	0	2	13	22	2	0	0	0	0	0	0	0	4	4	10.3%
08/06/2026 11:00	55	0	4	28	23	0	0	0	0	0	0	0	0	6	6	10.9%
08/06/2026 12:00	44	0	2	13	25	4	0	0	0	0	0	0	0	8	8	18.2%
08/06/2026 13:00	37	0	2	14	20	1	0	0	0	0	0	0	0	8	8	21.6%
08/06/2026 14:00	53	0	2	14	36	1	0	0	0	0	0	0	0	7	7	13.2%
08/06/2026 15:00	69	0	1	22	43	3	0	0	0	0	0	0	0	7	7	10.1%
08/06/2026 16:00	76	0	4	22	45	5	0	0	0	0	0	0	0	11	11	14.5%
08/06/2026 17:00	62	0	0	20	40	2	0	0	0	0	0	0	0	14	14	22.6%
08/06/2026 18:00	51	0	2	15	26	8	0	0	0	0	0	0	0	15	15	29.4%
08/06/2026 19:00	37	0	2	10	22	3	0	0	0	0	0	0	0	8	8	21.6%
08/06/2026 20:00	29	0	0	15	12	2	0	0	0	0	0	0	0	3	3	10.3%
08/06/2026 21:00	13	0	0	6	7	0	0	0	0	0	0	0	0	3	3	23.1%
08/06/2026 22:00	3	0	0	1	2	0	0	0	0	0	0	0	0	1	1	33.3%
08/06/2026 23:00	2	0	0	1	0	0	1	0	0	0	0	0	0	1	1	50.0%

[Mon, 8 June]	Σ	10	20	30	40	50	60	70	80	90	100	110	>110	Σ > V-Enforcement		
00:00-06:00	5	0	1	1	3	0	0	0	0	0	0	0	0	1	1	20.0%
06:00-09:00	177	0	5	42	113	16	1	0	0	0	0	0	0	46	46	26.0%
15:00-19:00	258	0	7	79	154	18	0	0	0	0	0	0	0	47	47	18.2%
06:00-22:00	799	0	26	255	469	48	1	0	0	0	0	0	0	145	145	18.1%
00:00-24:00	809	0	27	258	474	48	2	0	0	0	0	0	0	148	148	18.3%



Row with the most Venforcement violations per day.

V-Enforcement Enforcement limit (posted speed limit + enforcement tolerance) in mph

Time	Σ	10	20	30	40	50	60	70	80	90	100	110	>110	Σ > V-Enforcement	
09/06/2026 00:00	4	0	0	1	2	1	0	0	0	0	0	0	0	2	50.0%
09/06/2026 01:00	0	0	0	0	0	0	0	0	0	0	0	0	0	0	-
09/06/2026 02:00	1	0	0	1	0	0	0	0	0	0	0	0	0	0	0.0%
09/06/2026 03:00	1	0	0	0	1	0	0	0	0	0	0	0	0	0	0.0%
09/06/2026 04:00	0	0	0	0	0	0	0	0	0	0	0	0	0	0	-
09/06/2026 05:00	16	0	0	3	12	1	0	0	0	0	0	0	0	6	37.5%
09/06/2026 06:00	30	0	1	4	20	5	0	0	0	0	0	0	0	8	26.7%
09/06/2026 07:00	76	0	1	9	61	5	0	0	0	0	0	0	0	21	27.6%
09/06/2026 08:00	93	0	0	30	59	4	0	0	0	0	0	0	0	14	15.1%
09/06/2026 09:00	65	0	0	26	33	6	0	0	0	0	0	0	0	14	21.5%
09/06/2026 10:00	6	0	0	2	4	0	0	0	0	0	0	0	0	1	16.7%

[Tue, 9 June]	Σ	10	20	30	40	50	60	70	80	90	100	110	>110	Σ > V-Enforcement	
00:00-06:00	22	0	0	5	15	2	0	0	0	0	0	0	0	8	36.4%
06:00-09:00	199	0	2	43	140	14	0	0	0	0	0	0	0	43	21.6%
15:00-19:00	0	0	0	0	0	0	0	0	0	0	0	0	0	0	-
06:00-22:00	270	0	2	71	177	20	0	0	0	0	0	0	0	58	21.5%
00:00-24:00	292	0	2	76	192	22	0	0	0	0	0	0	0	66	22.6%

Row with the most Venforcement violations per day.

V-Enforcement Enforcement limit (posted speed limit + enforcement tolerance) in mph

		Σ Total	$\Sigma > \text{PSL}$		$\Sigma \text{PSL} \leq \text{V-Enforcement}$		$\Sigma > \text{V-Enforcement}$		Rating
Thursdays	07:00 - 08:00	65	53	81.5%	29	44.6%	24	36.9%	Max
Thursdays	08:00 - 09:00	83	69	83.1%	46	55.4%	23	27.7%	Max
Fridays	07:00 - 08:00	63	53	84.1%	30	47.6%	23	36.5%	Max
Tuesdays	07:00 - 08:00	76	66	86.8%	45	59.2%	21	27.6%	Max
Fridays	17:00 - 18:00	62	51	82.3%	31	50.0%	20	32.3%	Max
Mondays	08:00 - 09:00	83	58	69.9%	38	45.8%	20	24.1%	Max
Thursdays	17:00 - 18:00	66	43	65.2%	24	36.4%	19	28.8%	Max
Wednesdays	18:00 - 19:00	47	31	66.0%	14	29.8%	17	36.2%	Max
Thursdays	06:00 - 07:00	33	29	87.9%	12	36.4%	17	51.5%	Max
Mondays	07:00 - 08:00	67	52	77.6%	35	52.2%	17	25.4%	Max
Fridays	08:00 - 09:00	74	50	67.6%	35	47.3%	15	20.3%	Max
Fridays	16:00 - 17:00	77	44	57.1%	29	37.7%	15	19.5%	High
Mondays	18:00 - 19:00	51	34	66.7%	19	37.3%	15	29.4%	Max
Thursdays	18:00 - 19:00	46	27	58.7%	13	28.3%	14	30.4%	Max
Mondays	17:00 - 18:00	62	42	67.7%	28	45.2%	14	22.6%	Max
Tuesdays	08:00 - 09:00	93	63	67.7%	49	52.7%	14	15.1%	High
Tuesdays	09:00 - 10:00	65	39	60.0%	25	38.5%	14	21.5%	Max
Thursdays	15:00 - 16:00	67	41	61.2%	28	41.8%	13	19.4%	High
Wednesdays	13:00 - 14:00	35	22	62.9%	10	28.6%	12	34.3%	Max
Wednesdays	15:00 - 16:00	76	43	56.6%	31	40.8%	12	15.8%	High
Wednesdays	17:00 - 18:00	71	38	53.5%	26	36.6%	12	16.9%	High
Thursdays	09:00 - 10:00	66	41	62.1%	29	43.9%	12	18.2%	High
Fridays	15:00 - 16:00	73	44	60.3%	32	43.8%	12	16.4%	High
Thursdays	19:00 - 20:00	28	19	67.9%	8	28.6%	11	39.3%	Max
Fridays	09:00 - 10:00	71	48	67.6%	37	52.1%	11	15.5%	High
Fridays	12:00 - 13:00	65	33	50.8%	22	33.8%	11	16.9%	High
Sundays	14:00 - 15:00	41	26	63.4%	15	36.6%	11	26.8%	Max
Sundays	17:00 - 18:00	43	27	62.8%	16	37.2%	11	25.6%	Max
Mondays	16:00 - 17:00	76	50	65.8%	39	51.3%	11	14.5%	Medium
Wednesdays	16:00 - 17:00	70	40	57.1%	30	42.9%	10	14.3%	Medium
Fridays	14:00 - 15:00	54	30	55.6%	20	37.0%	10	18.5%	High
Thursdays	16:00 - 17:00	58	36	62.1%	27	46.6%	9	15.5%	High

PSL Posted speed limit in mph

V-Enforcement Enforcement limit (posted speed limit + enforcement tolerance) in mph

		Σ Total	$\Sigma > \text{PSL}$		$\Sigma \text{PSL} \leq \text{V-Enforcement}$		$\Sigma > \text{V-Enforcement}$		Rating
Saturdays	16:00 - 17:00	37	28	75.7%	19	51.4%	9	24.3%	Max
Sundays	12:00 - 13:00	57	33	57.9%	24	42.1%	9	15.8%	High
Mondays	06:00 - 07:00	27	20	74.1%	11	40.7%	9	33.3%	Max
Wednesdays	20:00 - 21:00	25	15	60.0%	7	28.0%	8	32.0%	Max
Thursdays	11:00 - 12:00	37	29	78.4%	21	56.8%	8	21.6%	Max
Saturdays	09:00 - 10:00	53	30	56.6%	22	41.5%	8	15.1%	High
Saturdays	10:00 - 11:00	43	20	46.5%	12	27.9%	8	18.6%	High
Saturdays	11:00 - 12:00	48	20	41.7%	12	25.0%	8	16.7%	High
Saturdays	17:00 - 18:00	36	24	66.7%	16	44.4%	8	22.2%	Max
Sundays	15:00 - 16:00	46	22	47.8%	14	30.4%	8	17.4%	High
Mondays	12:00 - 13:00	44	29	65.9%	21	47.7%	8	18.2%	High
Mondays	13:00 - 14:00	37	21	56.8%	13	35.1%	8	21.6%	Max
Mondays	19:00 - 20:00	37	25	67.6%	17	45.9%	8	21.6%	Max
Tuesdays	06:00 - 07:00	30	25	83.3%	17	56.7%	8	26.7%	Max
Wednesdays	14:00 - 15:00	41	28	68.3%	21	51.2%	7	17.1%	High
Wednesdays	19:00 - 20:00	34	23	67.6%	16	47.1%	7	20.6%	Max
Thursdays	14:00 - 15:00	55	32	58.2%	25	45.5%	7	12.7%	Medium
Fridays	06:00 - 07:00	20	20	100.0%	13	65.0%	7	35.0%	Max
Fridays	13:00 - 14:00	49	31	63.3%	24	49.0%	7	14.3%	Medium
Fridays	19:00 - 20:00	37	22	59.5%	15	40.5%	7	18.9%	High
Fridays	21:00 - 22:00	24	15	62.5%	8	33.3%	7	29.2%	Max
Saturdays	08:00 - 09:00	34	19	55.9%	12	35.3%	7	20.6%	Max
Saturdays	18:00 - 19:00	21	17	81.0%	10	47.6%	7	33.3%	Max
Sundays	13:00 - 14:00	48	25	52.1%	18	37.5%	7	14.6%	Medium
Mondays	14:00 - 15:00	53	37	69.8%	30	56.6%	7	13.2%	Medium
Mondays	15:00 - 16:00	69	46	66.7%	39	56.5%	7	10.1%	Medium
Thursdays	10:00 - 11:00	49	31	63.3%	25	51.0%	6	12.2%	Medium
Saturdays	07:00 - 08:00	19	12	63.2%	6	31.6%	6	31.6%	Max
Saturdays	15:00 - 16:00	52	36	69.2%	30	57.7%	6	11.5%	Medium
Sundays	09:00 - 10:00	44	27	61.4%	21	47.7%	6	13.6%	Medium
Sundays	10:00 - 11:00	56	25	44.6%	19	33.9%	6	10.7%	Medium
Mondays	11:00 - 12:00	55	23	41.8%	17	30.9%	6	10.9%	Medium

PSL Posted speed limit in mph

V-Enforcement Enforcement limit (posted speed limit + enforcement tolerance) in mph

		Σ Total	$\Sigma > PSL$		$\Sigma PSL \leq V\text{-Enforcement}$		$\Sigma > V\text{-Enforcement}$		Rating
Tuesdays	05:00 - 06:00	16	13	81.2%	7	43.8%	6	37.5%	Max
Thursdays	20:00 - 21:00	26	16	61.5%	11	42.3%	5	19.2%	High
Fridays	05:00 - 06:00	13	9	69.2%	4	30.8%	5	38.5%	Max
Fridays	18:00 - 19:00	39	19	48.7%	14	35.9%	5	12.8%	Medium
Saturdays	12:00 - 13:00	50	27	54.0%	22	44.0%	5	10.0%	Medium
Saturdays	14:00 - 15:00	55	36	65.5%	31	56.4%	5	9.1%	Low
Saturdays	19:00 - 20:00	17	12	70.6%	7	41.2%	5	29.4%	Max
Sundays	08:00 - 09:00	28	15	53.6%	10	35.7%	5	17.9%	High
Sundays	11:00 - 12:00	64	37	57.8%	32	50.0%	5	7.8%	Low
Sundays	18:00 - 19:00	29	16	55.2%	11	37.9%	5	17.2%	High
Mondays	09:00 - 10:00	57	36	63.2%	31	54.4%	5	8.8%	Low
Thursdays	12:00 - 13:00	50	28	56.0%	24	48.0%	4	8.0%	Low
Thursdays	21:00 - 22:00	16	8	50.0%	4	25.0%	4	25.0%	Max
Fridays	10:00 - 11:00	52	27	51.9%	23	44.2%	4	7.7%	Low
Fridays	20:00 - 21:00	31	21	67.7%	17	54.8%	4	12.9%	Medium
Saturdays	06:00 - 07:00	11	10	90.9%	6	54.5%	4	36.4%	Max
Saturdays	13:00 - 14:00	50	26	52.0%	22	44.0%	4	8.0%	Low
Sundays	16:00 - 17:00	41	25	61.0%	21	51.2%	4	9.8%	Low
Mondays	10:00 - 11:00	39	24	61.5%	20	51.3%	4	10.3%	Medium
Wednesdays	21:00 - 22:00	19	12	63.2%	9	47.4%	3	15.8%	High
Thursdays	05:00 - 06:00	10	8	80.0%	5	50.0%	3	30.0%	Max
Thursdays	13:00 - 14:00	58	29	50.0%	26	44.8%	3	5.2%	Low
Saturdays	05:00 - 06:00	6	6	100.0%	3	50.0%	3	50.0%	Max
Saturdays	20:00 - 21:00	27	15	55.6%	12	44.4%	3	11.1%	Medium
Saturdays	21:00 - 22:00	15	10	66.7%	7	46.7%	3	20.0%	Max
Saturdays	22:00 - 23:00	11	5	45.5%	2	18.2%	3	27.3%	Max
Saturdays	23:00 - 00:00	8	6	75.0%	3	37.5%	3	37.5%	Max
Sundays	07:00 - 08:00	9	8	88.9%	5	55.6%	3	33.3%	Max
Sundays	19:00 - 20:00	20	17	85.0%	14	70.0%	3	15.0%	High
Sundays	20:00 - 21:00	15	9	60.0%	6	40.0%	3	20.0%	Max
Mondays	20:00 - 21:00	29	14	48.3%	11	37.9%	3	10.3%	Medium
Mondays	21:00 - 22:00	13	7	53.8%	4	30.8%	3	23.1%	Max

PSL Posted speed limit in mph

V-Enforcement Enforcement limit (posted speed limit + enforcement tolerance) in mph

		Σ Total	$\Sigma > \text{PSL}$		$\Sigma \text{PSL} \leq \text{V-Enforcement}$		$\Sigma > \text{V-Enforcement}$		Rating
Fridays	11:00 - 12:00	41	19	46.3%	17	41.5%	2	4.9%	No
Fridays	23:00 - 00:00	5	5	100.0%	3	60.0%	2	40.0%	Max
Sundays	06:00 - 07:00	5	4	80.0%	2	40.0%	2	40.0%	Max
Tuesdays	00:00 - 01:00	4	3	75.0%	1	25.0%	2	50.0%	Max
Thursdays	22:00 - 23:00	9	4	44.4%	3	33.3%	1	11.1%	Medium
Fridays	22:00 - 23:00	11	3	27.3%	2	18.2%	1	9.1%	Low
Saturdays	00:00 - 01:00	3	2	66.7%	1	33.3%	1	33.3%	Max
Saturdays	04:00 - 05:00	2	2	100.0%	1	50.0%	1	50.0%	Max
Sundays	01:00 - 02:00	2	2	100.0%	1	50.0%	1	50.0%	Max
Sundays	21:00 - 22:00	7	6	85.7%	5	71.4%	1	14.3%	Medium
Mondays	22:00 - 23:00	3	2	66.7%	1	33.3%	1	33.3%	Max
Tuesdays	10:00 - 11:00	6	4	66.7%	3	50.0%	1	16.7%	High
Wednesdays	22:00 - 23:00	8	4	50.0%	4	50.0%	0	0.0%	No
Wednesdays	23:00 - 00:00	3	1	33.3%	1	33.3%	0	0.0%	No
Fridays	00:00 - 01:00	2	2	100.0%	2	100.0%	0	0.0%	No
Fridays	01:00 - 02:00	2	1	50.0%	1	50.0%	0	0.0%	No
Sundays	00:00 - 01:00	5	1	20.0%	1	20.0%	0	0.0%	No
Sundays	04:00 - 05:00	1	1	100.0%	1	100.0%	0	0.0%	No
Sundays	05:00 - 06:00	3	2	66.7%	2	66.7%	0	0.0%	No
Sundays	22:00 - 23:00	5	1	20.0%	1	20.0%	0	0.0%	No
Mondays	00:00 - 01:00	3	1	33.3%	1	33.3%	0	0.0%	No
Mondays	03:00 - 04:00	1	1	100.0%	1	100.0%	0	0.0%	No
Tuesdays	03:00 - 04:00	1	1	100.0%	1	100.0%	0	0.0%	No

PSL Posted speed limit in mph

V-Enforcement Enforcement limit (posted speed limit + enforcement tolerance) in mph